

# COMMERCIAL TRAILERS





# WHY BRIAN JAMES TRAILERS?

## **SMOOTH RIDE**

Designed for long distance and heavy loads, our running gear features rubber torsion axles for stable, effortless towing, low maintenance sealed-for-life bearings and auto-reverse brakes for increased driving safety.

---

## **MARKET LEADERS**

Our reputation for quality and reliability has made us the go-to manufacturer for the automotive logistics and motorsport industries for over 40 years.

---

## **PERSONALISATION**

The modular design of our trailers means they are highly configurable with an extensive range of options enabling you to create a trailer that's perfect for you.

---

## **STRONG RESIDUAL VALUES**

Our reputation for quality has ensured that our trailers have strong residual value. As well as working hard, our trailers hold their value for many years.

---

## **HIGHER STANDARDS**

There is a high level of standard specification across our range, including spare wheel, locking coupling head, LED lighting, multiple strapping points and rear loading ramps.

---

## NO HIDDEN CHARGES

All our trailers come ready for use without the need for additional options and with delivery to your local dealer included in the price.

---

## DEALER SUPPORT

Our dealers are chosen for their high levels of customer service and aftermarket support, which combined with excellent product availability through our network, means you can find a trailer that is right for you.

---

## AVAILABILITY

The design of our trailers and good levels of dealer stock means that a trailer can quickly and easily be configured to match your needs. We can also 'make to order' your exact specification within a short lead time.

---

## PRICE PROTECT

Our 'Price Protect' promise guarantees the price at time of order (subject to agreed deposit), even if prices rise before delivery.

---

## 5 YEAR WARRANTY

A 5-year warranty on all BJT manufactured parts including chassis gives you the confidence that our trailers are of the highest quality; the reason why they are chosen by professional users around the world.

## CLICK & CLAMP

Auto-adjusting locking posts combined with easy-fit clamp-down sides ensure maximum rigidity and make for the quietest trailers to tow.

---

## CHOICE OF COLOURS

Most of our commercial trailers are configurable in a choice of 5 highly durable body colour panels; Red, Anthracite, Blue, Black and Yellow.

Look for these logos






**BOX VAN**



# NEW BOX VAN



 **2 colours**

The Box Van brings unprecedented levels of design, build quality and specification to redefine this sector. With its uniquely designed double-function rear doors, acting as either loading ramps or split side-hinged doors, it can be used for a wide range of applications and can also be specifically configured to carry bicycles, motorbikes and karts. Available in black or white.



## AT A GLANCE

- Available in a range of bed lengths from 3m to 5m and bed widths from 1.6m to 1.95m.
- Innovative split rear door combines side and bottom hinges, giving the option of doors hinging back and secured 270 degrees, or loading ramps for wheeled-object access.
- Standard features include alloy wheels, interior and exterior LED lighting, spare wheel and central load lock rail and prop stands.
- Options include large gullwing side doors, motorcycle and bicycle storage stands and strap kits, shoring poles, additional load lock rails and kart shelf.

## CONFIGURE YOUR BOX VAN...

### with **Gullwing Side Doors**

*These large gullwing doors provide additional access to inside the trailer*



### with a **Motorbike Stand**

*Securely holds your bike in place during transport, ensuring stability and protection*



### with a **Reverse Camera**

*120° camera provides assistance when reversing into tight spaces*



# CONNECT

# CONNECT



**5 colours**

The Connect is a configurable flatbed trailer and is ideal for the transportation of construction materials and pallets as well as machinery and vehicles.





## AT A GLANCE

- A highly configurable and robust flatbed trailer.
- LED lights, heavy-duty jockey wheel, spare wheel and locking hitch as standard.
- Selection of side extensions available, including double-height and heavy-duty.
- With auto-adjusting locking posts and easy-fit clamp-down sides, **Click & Clamp** ensures maximum rigidity and makes for one of the quietest trailers to tow.
- Integral tie-down points inside the bed for carrying machinery.
- Trailer and optional dropsides can be configured in a choice of 5 body colour panels; Red, Anthracite, Blue, Black and Yellow.

## CONFIGURE YOUR CONNECT...

### for Transporting Loads

*with sides that can be easily dropped or removed for fork-lift loading*



### for Commercial Use

*with lightweight yet robust panels for the transport of bulkier loads*



### for Vehicle Transport

*with manual hydraulic or electric tilt-bed, loading ramps and full-width stop bar*



# TIPPER

# TIPPER



5 colours

This tough and configurable tipper trailer comes with a host of market-leading features including side extensions, winches and much more.





## AT A GLANCE

- Choice of double-hinged tailgate or side-hinged rear doors.
- Dropsides, LED lights, heavy-duty jockey wheel, spare wheel, locking hitch and battery trickle-charging from tow vehicle as standard.
- Selection of side extensions available including double-height and heavy-duty.
- With auto-adjusting locking posts and easy-fit clamp-down sides, **Click & Clamp** ensures maximum rigidity and makes for one of the quietest trailers to tow.
- Integral tie-down points inside the bed for carrying machinery.
- Trailer and dropsides can be configured in a choice of 5 body colour panels; Red, Anthracite, Blue, Black and Yellow.

## CONFIGURE YOUR TIPPER...

### with **Ramps**

*For general loading and lower loading angle*



### with **Side Extensions**

*Side panels enable the transport of bulkier loads*



### with **Side-Hinged Doors**

*Strong, reliable and engineered for easy operation*



GENERAL PLANT

# GENERAL PLANT



5 colours

Spanning the multi-purpose and plant categories, it's the ideal trailer for the transportation of scissor lifts and access platforms as well as dumpers and rollers.




## AT A GLANCE

- Welded mudguards provide optimal rigidity and strength.
- Wide range of bed size options.
- Standard equipment includes LED lights, heavy-duty jockey wheel, spare wheel and locking hitch.
- Front and side extension panels can be easily fitted and removed.
- Multiple robust lashing points.
- Configurable in a choice of 5 body colour panels; Red, Anthracite, Blue, Black and Yellow.

## CONFIGURE YOUR GENERAL PLANT...

### with **TracStrap**

*Easy loading and high levels of towing security*



### with **Side Extensions**

*High side panels enable the transport of bulkier loads*



### with a **Full-Width Tail Panel**

*1.5m long with spring assistance suitable for heavy plant*





**DIGGERPLANT**



# DIGGER PLANT



Designed for mini-diggers, tracked plant machinery and access platforms, this tough and rugged trailer sets the industry standard for speciality plant trailers.




## AT A GLANCE

- A specialist trailer designed primarily for the transport of mini-excavators, and other plant machinery.
- Extremely strong chassis design for reliability and low lifetime running costs.
- Standard equipment includes bucket rest, LED lights, heavy-duty jockey wheel, spare wheel and locking hitch.
- Our unique **TracStrap** system is available for easy loading and secure transport.
- Optional equipment includes bucket locker, Chapter 8 chevrons and arm lock.
- Loading options include adjustable ramps and full-punched tail panel.

## CONFIGURE YOUR DIGGER PLANT...


### with **TracStrap**

*Easy loading and high levels of towing security*



### with a **Bucket Locker**

*Lockable storage for digger buckets and other attachments*



### with a **Full-Width Tail Panel**

*1.5m long with spring assistance suitable for heavy plant*



CHASSISPLANT



# NEW CHASSIS PLANT



Perfect for assisting with the provision of power generation and water to events and locations where mains electricity and water aren't currently available.





## AT A GLANCE

- A specialist trailer designed to transport generators, bowzers and other machinery.
- Adjustable crossmembers allow secure fixing of different-sized equipment.
- LED lights, heavy-duty jockey wheel, spare wheel, locking hitch, rear support stands and wheel nut indicators as standard.

## CONFIGURE YOUR CHASSIS PLANT...

### with **Front Support Stands**

*Increases stability and security to the front of your trailer. Comes as standard on 3.8m model*



### with an **Eye Coupling**

*Available for applications in which a pin and eye coupling is required*



# CAR TRANSPORT

Brian James Trailers started producing trailers for motorsport and car transport more than 40 years ago and we are proud to have become the industry leader in many markets for both open and enclosed car trailers. All our car transporters come with a high level of standard specification including alloy wheels, spare wheel, locking hitch. Many are available in a choice of colours.



## **T TRANSPORTER**

Designed for professional automotive logistics, this trailer has a wide bed to accommodate larger vehicles.



## **NEW A TRANSPORTER**

A premium car trailer with a low bed that makes it easy to load low ground clearance cars.



## RACE TRANSPORTER 7

Top of the range enclosed trailer with very high standard specification including powered rear door. This trailer has a wide bed so is suitable for wider vehicles.

---



## NEW RACE SPORT

Following the design of the Race Transporter 7, the all new Race Sport shares many of the features and options. This trailer has a low bed and provides a low loading angle.

---



## NEW RACE BOX

Entry level enclosed car trailer with low bed providing low loading angle.

---



## RACE SHUTTLE

Clamshell trailers for small and medium sized motorsport and classic cars.





# ABOUT US

Brian James Trailers designs and manufactures trailers up to 3.5 tonnes gross weight that are built to perform to the highest standards, with an emphasis on quality, innovation, service and performance. All our trailers are designed and manufactured at our factory in Daventry, Northamptonshire, in the heart of the UK's motorsport region.

As well as our car transporter range, we also manufacture a wide range of commercial trailers. Our rugged plant and general-purpose trailers provide safe and secure transport with quiet towing characteristics for diggers, dumpers, excavators, access platforms and other machinery.

The introduction of the Box Van range redefines this category with a premium, high quality trailer designed and built to the same exacting standards as our enclosed car transporters.





**Brian James Trailers Ltd.**

10 Dignity Crescent, West Gosford, New South Wales 2250, Australia

**Tel** +61 2 4322 2763 | **Email** [sales@brianjamesaustralia.com.au](mailto:sales@brianjamesaustralia.com.au)

[www.brianjamestrailers.au](http://www.brianjamestrailers.au)

